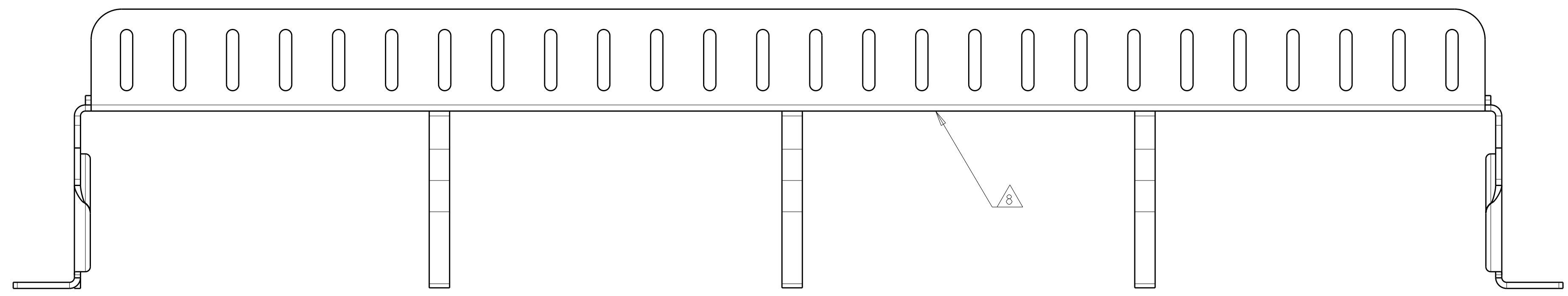


LOC	DIST	REVISIONS				
HM	00	REV	DESCRIPTION	DATE	DWN	APVD
		C	REV ECO-10-013395	29JUN2010	LH	SH
		D	REV: ECO-11-009466	03MAY2011	GG	SH

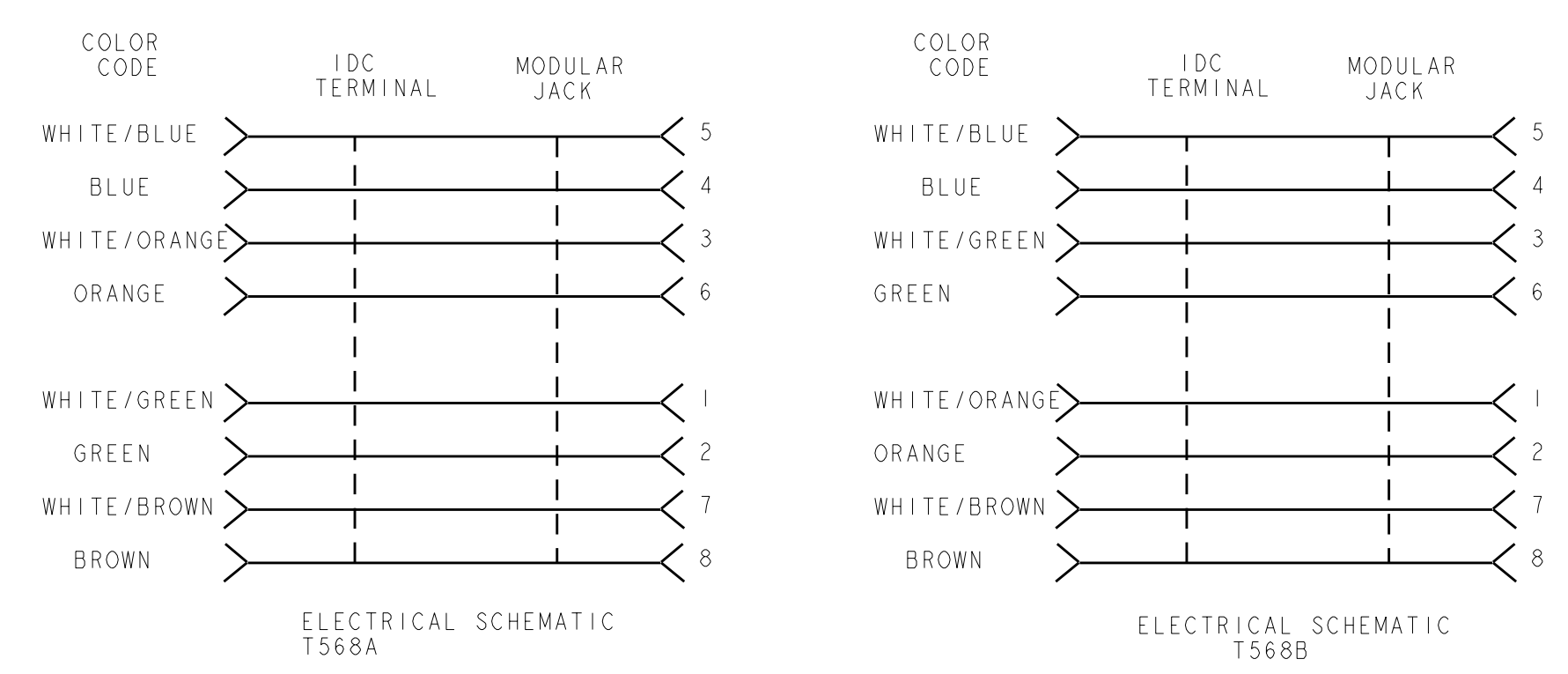
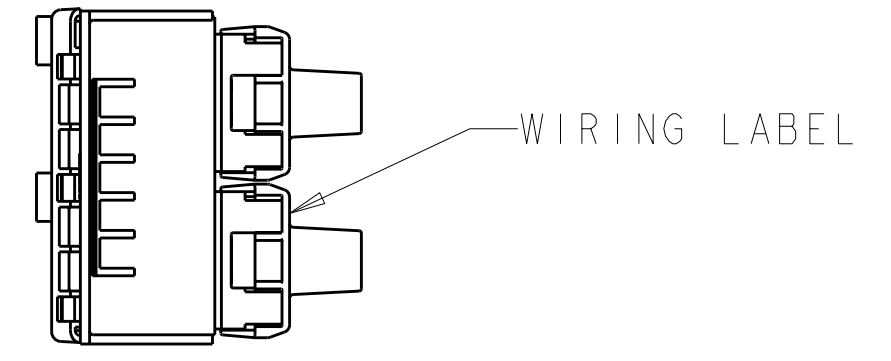
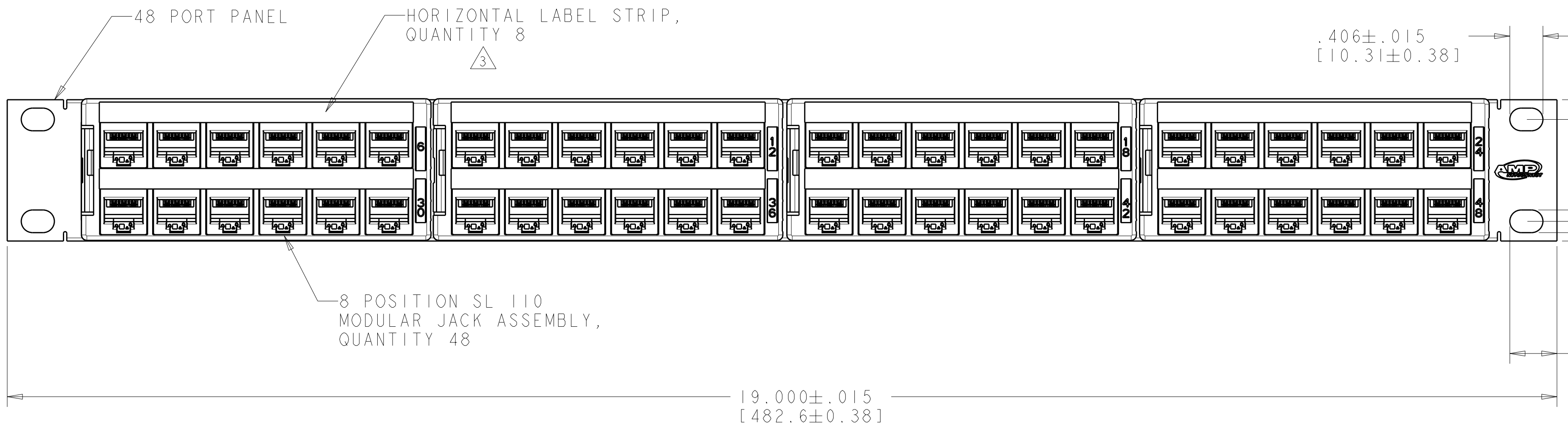


- 1 MATERIAL:
CONNECTOR HOUSING, INTERFACE: POLYESTER MOLDING COMPOUND, BLACK.
PANEL: BLACK POWDER COAT STEEL WITH WHITE MARKINGS.
- 2. FOUR BLACK 12-24 X 12.7 [1.500] LONG AND FOUR 10-32 X 12.7 [1.500] LONG CARBON STEEL CROSS RECESSED SCREWS FOR MOUNTING OF PANEL, SHIPPED LOOSE. NOT SHOWN ON DRAWING.
- 3 INSTRUCTION SHEET, STARWASHERS, & 8 HORIZONTAL PLASTIC LABEL STRIPS SHIPPED LOOSE IN ASSEMBLY.
- 4 ICONS MAY BE PURCHASED SEPARATELY.
- 5 ONE PACKAGE OF STRAIN RELIEF CLIPS INCLUDED. BAGGED LOOSE.
- 6 JACKS BAGGED AND SHIPPED LOOSE.
- 7. INCLUDED JACKS ARE UNIQUE AND NOT STANDARD "SL" SERIES JACKS. ONLY JACKS ACCOMPANYING PANEL ASSEMBLY WILL INSTALL CORRECTLY.
- 8 REFERENCE INSTRUCTION SHEET FOR SUPPORT BAR INSTALLATION. RECOMMENDED FOR ALL INSTALLATIONS.

1.464
[37.18]
ASSY W/ STRAIN RELIEFS

.048
[1.22]

.688
[17.48]



1 3 4 5 6 1933458-1
PART NO.

THIS DRAWING IS A CONTROLLED DOCUMENT.		DWN: J. BURWELL 30JAN2008	TE Connectivity
DIMENSIONS: INCHES		CHK: S. HERNDON 30JAN2008	
TOLERANCES UNLESS OTHERWISE SPECIFIED:		APVD: -	NAME: PANEL ASSEMBLY, 1U, 48 PORT CAT 6, 110, UNIVERSAL WIRING
9 PLC ±.1	1 PLC ±0.1	PRODUCT SPEC	APPLICATION SPEC
3 PLC ±0.02	5 PLC ±0.005	APPLIC. SPEC	SIZE: CAGE CODE: DRAWING NO: RESTRICTED TO
4 PLC ±0.0005	ANGLES ±.1	WEIGHT	A100779C=1933458
MATERIAL	FINISH	CUSTOMER DRAWING	SCALE: 1:1 SHEET 1 OF 1 REV D